

iPhone and iPad Setting

1. Go to App Store Search for **Meye**



2. Click on **Install**




3. Click On **Home**



4. Click on **Device List**



5. Click on **+**



6. Key in the login information
Address: **your.login.address**
Port: **7000**
User ID: **your user ID**
Password: **your password**



7. Select Max Channel: 4, 8, 16 or 32
Click on **Save** and **Back**



8. Click on **Back**



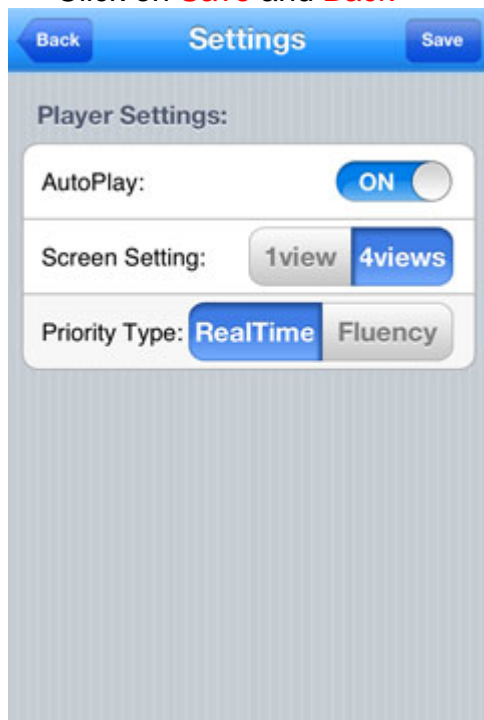
9. Click on **Live View**



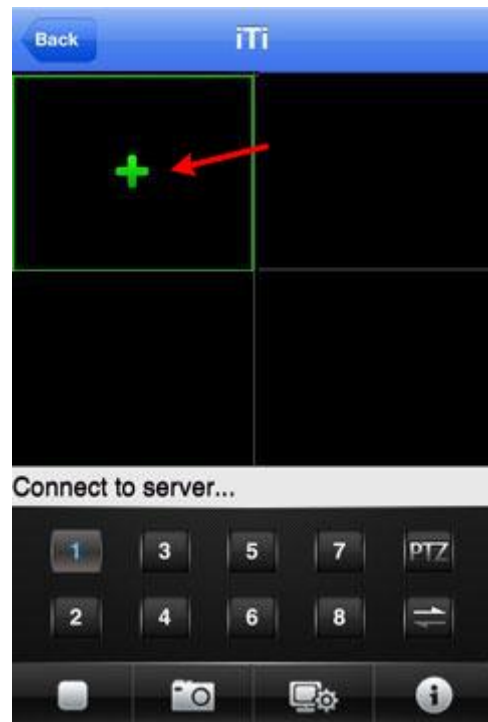
10. Click on **Setting**



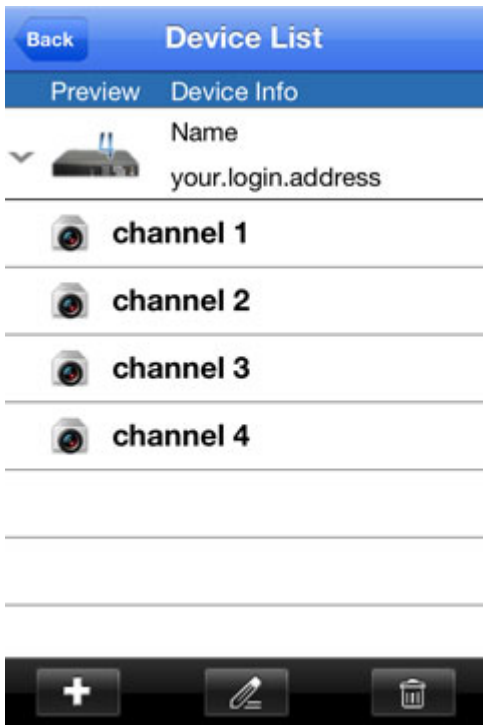
11.
Select Auto Play **ON**
Select Screen Setting **1view** or **4 Views**
Select Screen Setting **RealTime**
Click on **Save** and **Back**



12. Click on **+**



13. Select Channel 1
Replete the step 11 and 12 until all cameras add to the screen



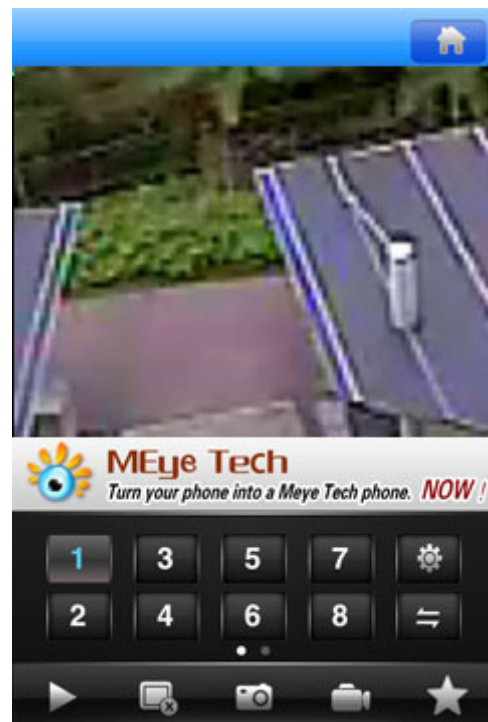
14.
Double click the select camera to 1 View



15.
Double click the camera back to 4 Views



16. Zoom to the select object



17. Turn you Phone to Vertical View

